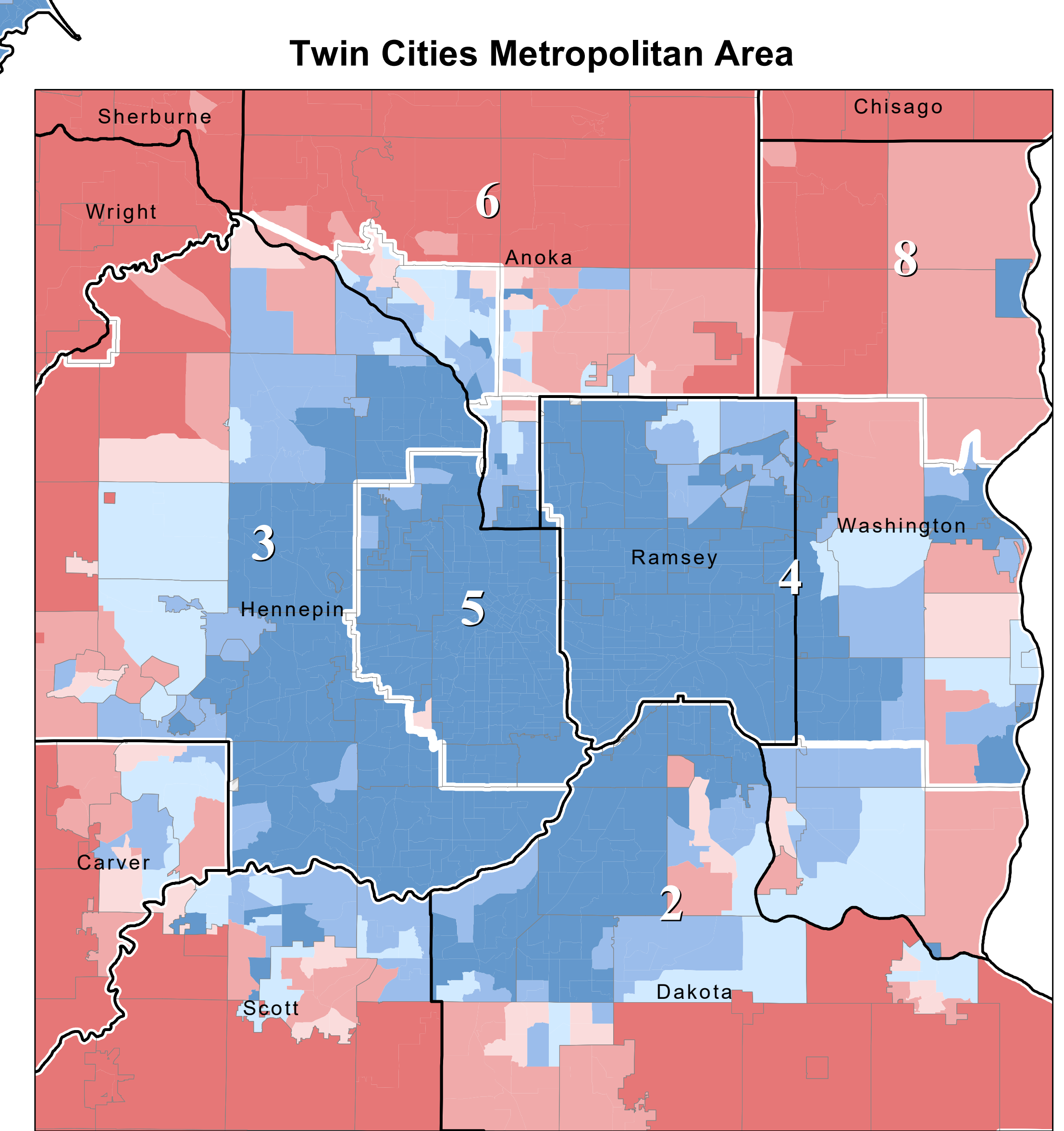
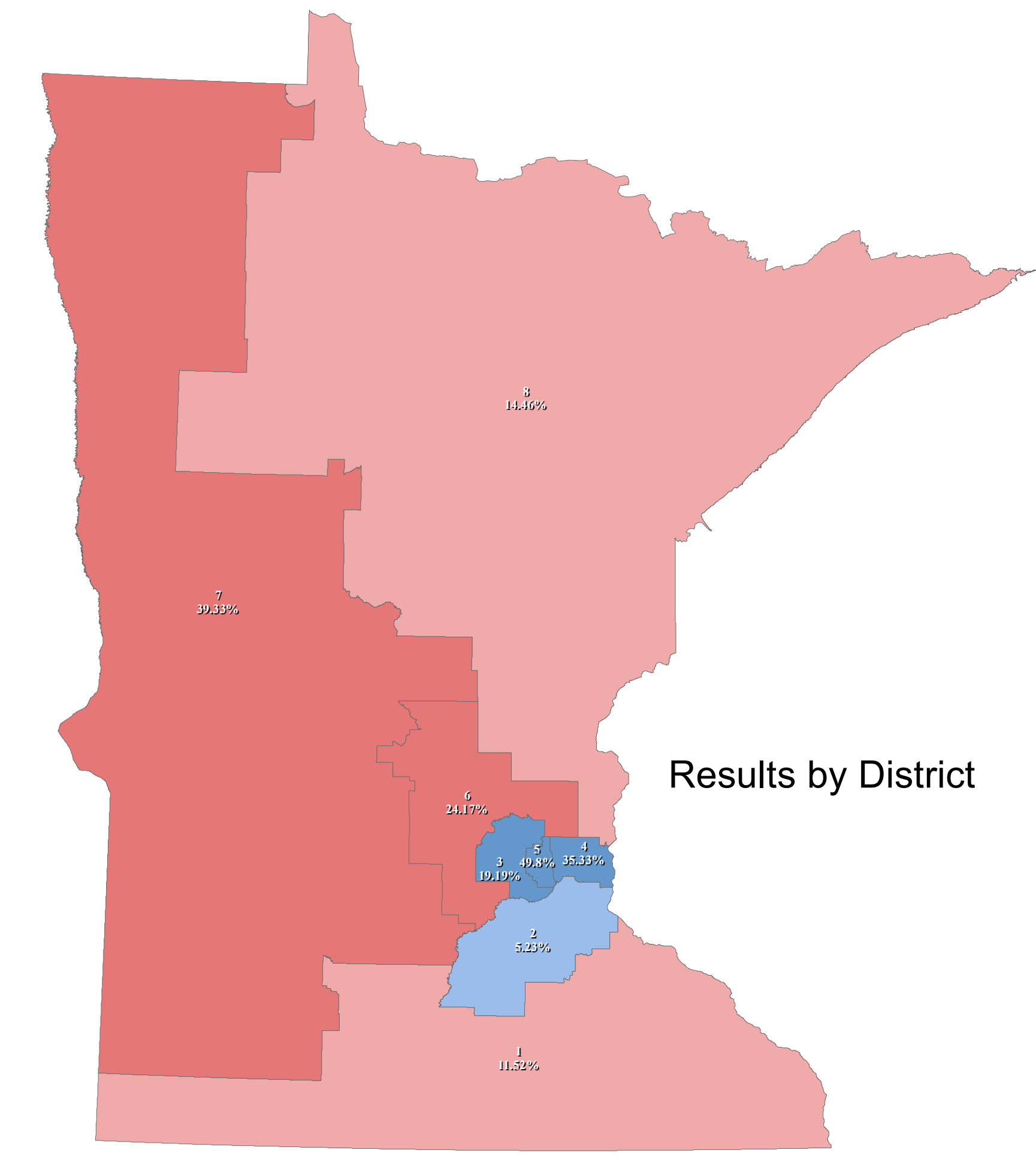
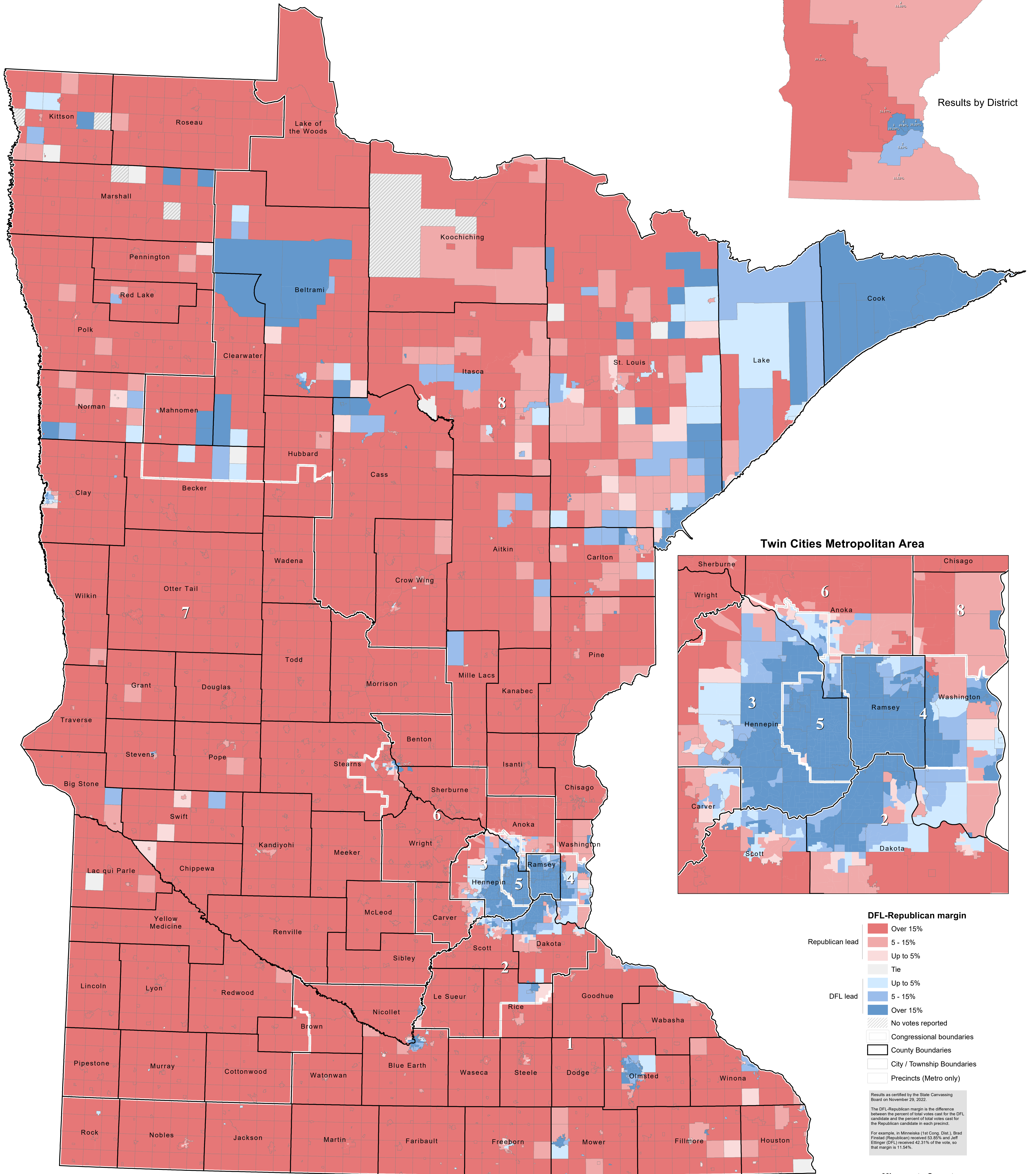


# 2022 General Election for U.S. Representative

## DFL-Republican Margin by Precinct

### Official Results



**DFL-Republican margin**

- Over 15% (Dark Red)
- 5 - 15% (Red)
- Up to 5% (Light Red)
- Tie (White)
- Up to 5% (Light Blue)
- 5 - 15% (Blue)
- Over 15% (Dark Blue)
- No votes reported (Hatched)
- Congressional boundaries (Dashed line)
- County Boundaries (Solid line)
- City / Township Boundaries (Thin solid line)
- Precincts (Metro only) (Thick solid line)

Results as certified by the State Canvassing Board on November 29, 2022.

The DFL-Republican margin is the difference between the percent of total votes cast for the DFL candidate and the percent of total votes cast for the Republican candidate in each precinct.

For example, in Minnesota (1st Cong. Dist.), Brad Finstad (Republican) received 53.85% and Jeff Eltinger (DFL) received 42.31% of the vote, so that margin is 11.54%.

**Vote Totals for Filed Candidates**

<p><b>U.S. Representative District 1</b>                  Brian Abrahamson-GLC, 4,943 votes (1.67%)                  Richard B. Reisdorf-LMN, 6,389 votes (2.15%)                  Brad Finstad-R, 159,821 votes (53.85%)                  Jeff Eltinger-DFL, 125,457 votes (42.31%)</p>	<p><b>U.S. Representative District 3</b>                  Tom Weiler-R, 134,797 votes (40.37%)                  Dean Phillips-DFL, 196,863 votes (59.56%)</p>	<p><b>U.S. Representative District 5</b>                  Cicely Davis-R, 70,702 votes (24.53%)                  Ilhan Omar-DFL, 214,224 votes (74.33%)</p>	<p><b>U.S. Representative District 7</b>                  Travis "Bull" Johnson-LMN, 16,421 votes (5.37%)                  Michelle Fischbach-R, 204,766 votes (66.95%)                  Jill Abraham-DFL, 84,455 votes (27.61%)</p>
<p><b>U.S. Representative District 2</b>                  Paula M. Overby-LMN, 10,729 votes (3.30%)                  Tyler Kolthoff-R, 148,276 votes (45.80%)                  Angie Craig-DFL, 165,583 votes (50.87%)</p>	<p><b>U.S. Representative District 4</b>                  May Lor Xiong-R, 95,493 votes (32.26%)                  Betty McCollum-DFL, 200,055 votes (67.59%)</p>	<p><b>U.S. Representative District 6</b>                  Tom Emmer-R, 198,145 votes (61.97%)                  Jeanne Hendricks-DFL, 120,852 votes (37.79%)</p>	<p><b>U.S. Representative District 8</b>                  Pete Stauber-R, 188,755 votes (57.18%)                  Jen Schultz-DFL, 141,009 votes (42.72%)</p>

